

# APCO<sup>®</sup> MAG

The APCO MAG is installed in the central air system to reduce odors and airborne biological contaminants for improved indoor air quality. The APCO MAG also reduces microbial growth within the air system.

US patent #7,704,463



**WARNING**  
PROTECT EYES FROM UV LIGHT  
TURN OFF UNIT OR DISCONNECT  
BEFORE SERVICING



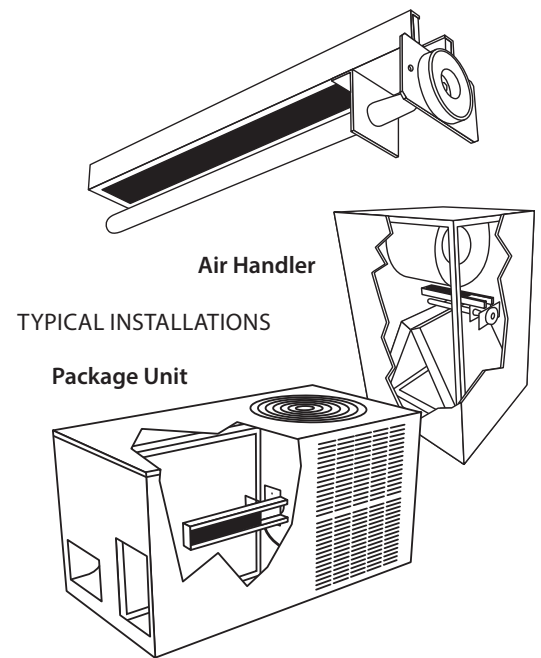
**Important:** some materials inside the air system (including filter media, flex duct, wiring etc.) may not be UV light resistant. Use the optional UV shield (part #TUV-SHIELD-LPC) or cover the materials with reflective tape.

## IMPORTANT!

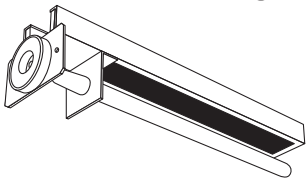
- Only qualified technicians should install this product
- Install in accordance with relevant building codes
- Read instructions carefully including safety warnings

\*Installation of this product by anyone other than licensed HVAC or electrical contractors voids warranty.

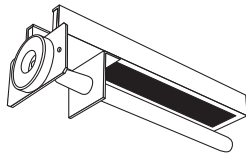
TUV-APCO-MAG-MAN 031020



## 1 Parts List



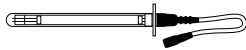
**A** APCO MAG 15 Unit



**B** APCO MAG 11 Unit



**C** TUVL-215P 15" UV Lamp (2 Year)



**D** TUVL-211P 11" UV Lamp (2 Year)



**E** Power Supply (18-32 VAC)



**G** Quick Nut (plastic)



**I** Tap-in Connector



**F** Self-tapping Screws



**H** Spade Connector



**J** Sight Glass

## 2 Installation Notes

The APCO MAG is usually installed inside the central air handling system. The unit should be oriented so that the air flows past the UV Light first then into the Matrix Element but a reversed installation is permitted if mounting on the return-side of the coil.

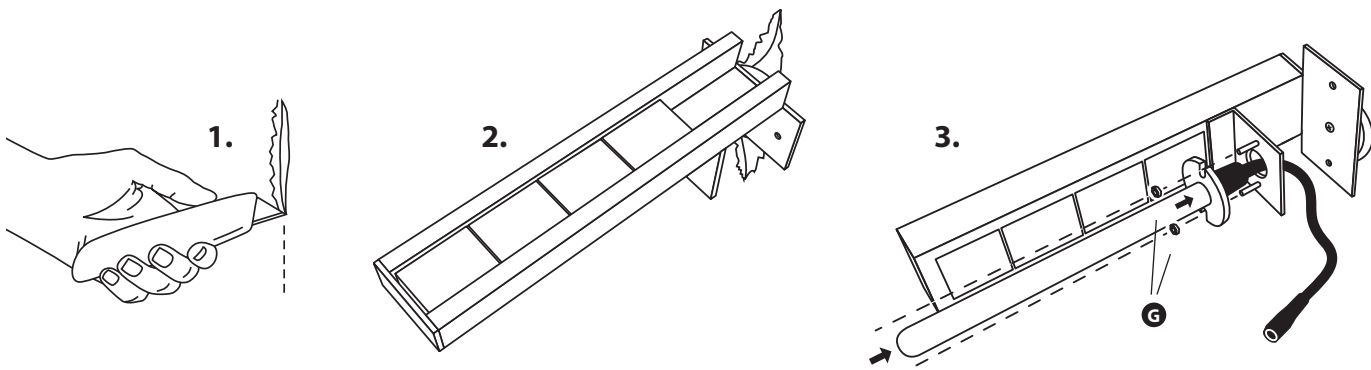
## 3 Mount Lamp

Mount the UV Lamp to the APCO MAG unit as shown using 2 quick nuts **G**.

## 4 Air Handler Interior Surface Installation

1. Determine the optimal position for placement of APCO MAG inside the air system.
2. Use a utility knife to cut a slit in the insulation on the interior surface.
3. Place the magnetic mounting bracket directly on the metal surface or remove the magnet and hard-mount the bracket using the self-tapping screws provided. Use foil tape to close the cut in the insulation.

**Important!** do not install the mounting magnet within 12" of digital signal devices as this may cause interference.

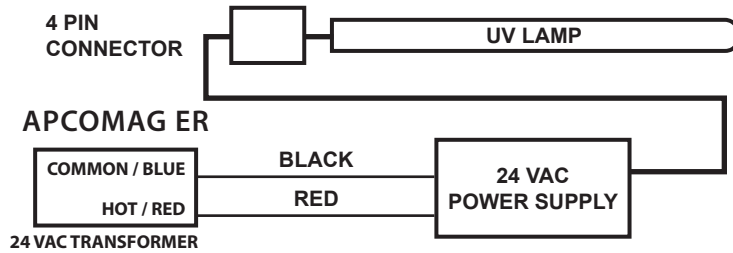


## 5 Connecting to Power

### IMPORTANT

Before connecting to power confirm which APCO MAG model is being installed. Turn off main power source before installation. Model information is printed on the Power Unit cover.

**IMPORTANT! Must be wired to constant power - do not connect to blower relay.**



### IMPORTANT!

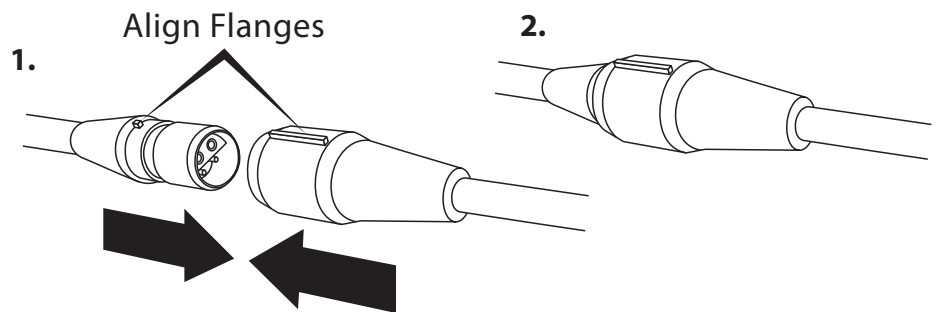
Systems with high 24 VAC loads may require the installation of a separate 24 VAC transformer to power the UV light.

Always use a separate 24 VAC transformer with "communicating" air systems.

Draws 16 VA, may need to do load calculation: Volts under load X Amps under load.

## 6 UV Lamp Connection

Make sure the flanges are aligned and then push the connectors firmly together. A tight connection ensures a proper water-resistant seal.



## 7 Lamp Replacement

The germicidal UV lamp in APCO needs to be replaced periodically.

TUVL-211P and TUVL-215P should be replaced every 2 years.

Note: UV lamps will continue to emit visible light but lose germicidal effectiveness over time.



**C** TUVL-215P 15" UV Lamp (2 Year)



**D** TUVL-211P 11" UV Lamp (2 Year)

### CAUTION!

UV lamps contain small amounts of mercury - dispose of lamps in accordance with local environmental regulations. For more information visit [www.lamprecycle.org](http://www.lamprecycle.org)

**Note:** Use of replacement UV lamps other than Fresh-Aire UV® voids warranty.

### Manufacturer's Warranty:

This warranty supersedes and replaces any warranty statements orally made by the Sales Person, Distributor or Dealer or contained in the written instructions or other Brochures or informational documents in relation to this product. This warranty gives you specific legal rights, and you may also have other rights which vary from State to State.

**What Does This Warranty Cover?** This lifetime limited manufacturer warranty covers any defects or malfunctions in material and workmanship under the normal use and service when operated and maintained in strict accordance with manufacturer's instructions for the Lifetime of the equipment.

**How Long Does The Coverage Last?** 1) Power Supply: For as long as you own the real property where the product is installed. 2) TUVL-1XX Series Ultraviolet Lamp is warranted for germicidal output for one-year from the date of installation. 3) TUVL-2XX Series Ultraviolet Lamp is warranted for germicidal output for two (2) years from the date of installation. This warranty is not transferable.

**What Will Triatomic Environmental, Inc. Do?** Triatomic Environmental, Inc. will replace any defective or malfunctioning part at no charge. You must pay any labor charges and shipping charges of defective product to our warranty department.

**What Does This Warranty Not Cover?** THIS PRODUCT IS NOT INTENDED TO BE PURCHASED AND INSTALLED BY UNLICENSED HVAC OR ELECTRICAL CONTRACTORS. This warranty does not cover products or parts purchased from any source other than licensed HVAC or electrical contractors. This warranty does not cover parts installed by unlicensed HVAC or electrical contractors. This warranty does not cover parts damaged as a result of misuse, abuse, or any use other than its intended use, accident, acts of god, neglect, or from improper operation, maintenance, installation, modification or adjustments. Triatomic Environmental, Inc. shall have no responsibility for charges incurred by the customer for installation or removal of warranted items. This warranty does not cover parts or equipment used with the Fresh-Aire UV system that are not manufactured by Triatomic Environmental, Inc.

**\*\*This warranty shall be void if UV lamps from manufacturer's other than Triatomic Environmental, Inc. are used with this equipment.**

Consequential and incidental damages are not recoverable under this warranty. Manufacturer assumes no liability for any harm, which may occur as a result of the use of the equipment herein and shall not be liable for consequential or any other damages whether or not caused by manufacturer's negligence or resulting from any express or implied warranty or breach thereof. Consequential damages for the purpose of this warranty shall include, but not be limited to, loss of use, income or profit, or loss of or damages to property or injury or death to persons or animals occasioned by or arising out of operation, use, the operation, installation, repair or replacement of the equipment or otherwise. Some states do not allow the exclusion or limitation of incidental or consequential damages, so the above limitation or exclusion may not apply to you.

There are no Warranties which extend beyond the description of the face hereof.

**How Do You Get Service?** In order to be eligible for service under this warranty you MUST return the warranty registration card or register online at [www.freshaireuv.com](http://www.freshaireuv.com). If something is wrong with your product, call your installing contractor to receive a Return Merchandise Authorization (RMA) and instructions for returning the product to a licensed distributor in your area or the manufacturer.

Once the product is returned, we will inspect your product and contact you within 10 business days of our receipt of the product to give the results of our inspection. If we determine that the product is covered under this warranty, we will ship to you at no additional cost a replacement part. Replacement parts may be refurbished. If we determine that the product is not covered under this warranty, or that this warranty is void, the product will be returned to you COD. There is no charge for inspection.

**How Does State Law Apply?** This warranty gives you specific legal rights, and you may also have other rights which vary from state to state.